



Sailing Instructions (SI)

Falsterbo Sailing Bonanza

Dates: May 16-17, 2026

Location: Falsterbokanalens båtklubb

Class: IQFoil, Waszp

Organizing authority: Falsterbokanalens båtklubb

1. Rules

1.1 The event is governed by the rules as defined in The Racing Rules of Sailing (RRS).

1.2 Only for iQFoil Class.

For Slalom and Final race

RRS rule 29.3 applies as follows: When, at the starting signal, the race committee identifies a board on the course side of the starting line, the race committee shall signal a general recall.

1.3 Only for iQFoil Class.

Pre-start zone: The area formed by the starting line and the extensions of the lines from the first mark to the starting marks. During a starting sequence, the pre-start zone is part of the course area.

Rule B2 23.4:

When, at the warning signal, the course to the first mark is approximately ninety degrees from the true wind, during the last 30 seconds before the starting signal:

- a) all boards sailing inside the pre-start zone shall sail in the direction of the starting line;
- b) a board approaching from outside the pre-start zone, is not entitled to room or mark room and shall keep clear of boards inside the pre-start zone;
- c) a board that stops, slows down significantly, or one that is not making significant forward progress shall keep clear of all others, except when accidentally capsized.

When rules 23.4(b) and 23.4(c) apply between two boards, Section A rules do not



- 1.4 Flag D displayed ashore with one sound means 'The warning signal will be made not less than 40 minutes after flag D is displayed.' Boats shall not leave their berth until this signal is made. Flag D will be displayed together with the identification of the assigned race area.
- 1.5 When the whole fleet is not foiling for more than 20 seconds the race shall be abandoned.

2. Changes to the Sailing Instructions

- 2.1 Any change to the sailing instructions will be posted on the official notice board at Sailarena before 08:00 on the day it will take effect.
- 2.2 Any change to the schedule of races will be posted by 20:00 on the day before it will take effect.

3. Signals made ashore

- 3.1 Signals made ashore will be displayed on the flag pole outside the club house.
- 3.2 When flag AP is displayed ashore, '1 minute' is replaced with 'not less than 40 minutes' in RRS Race Signals.

4. The start

- 4.1 First warning signal of the day is described in NoR.



Class flag and type of racing IQFoil

Type of racing	
Course racing	Red
Slalom racing	Green
Class flagg	E

Class flag and type of racing Waszp.

Racing type	Flag
Course racing	Red
Slalom racing	Green
Class flagg	F



4.2 RRS 26 is changed as follows:

Minutes before the start	Visual signal	Sound signal	Means
4	Class flag, Red/green flag or I, U, black.	One	Race committee ready
3	Flags with numbers 3 2 1	One	Warning signal
2	Flags with numbers 2 1	One	Preparatory signal
1	Flag with number 1	One long	One minute
0	Flag with number 1 and other flags.	One	Starting signal

4.3 To alert Board/boats that a new starting sequence is about to begin, the orange flag on the starting line will be displayed with a sound signal not less than five minutes before the start signal.

4.4 A board/boat that does not start within three minutes after her starting signal will be scored Did Not Start (DNS) without a hearing. This changes RRS A5.1 and A5.2.

5. The course, course racing, slalom racing

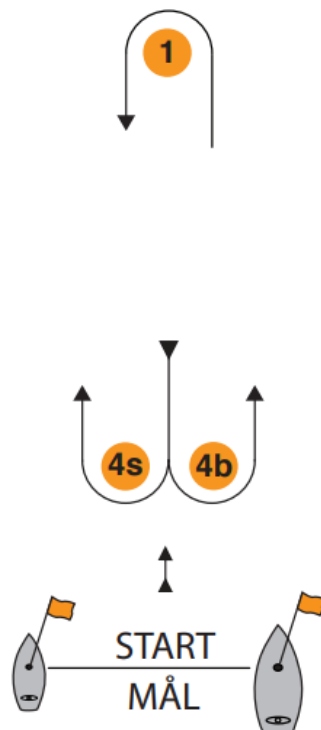


- 5.1 The starting line is between a staff displaying an orange flag on the race committee vessel at the starboard end and the port-end starting mark.
- 5.2 There are two alternative courses: Course racing or slalom racing.

Course racing.

Windward IQFoil

The diagram below shows the course, the order in which marks are to be passed and the side of which each mark is to the left. The course is to be sailed Start – mark 1 – marks 4s/4b – mark 1 – finish. The rounding marks are yellow buoys. Start and the finishing line is between the orange flag at the race committee vessel and an orange flag on the finishing mark.

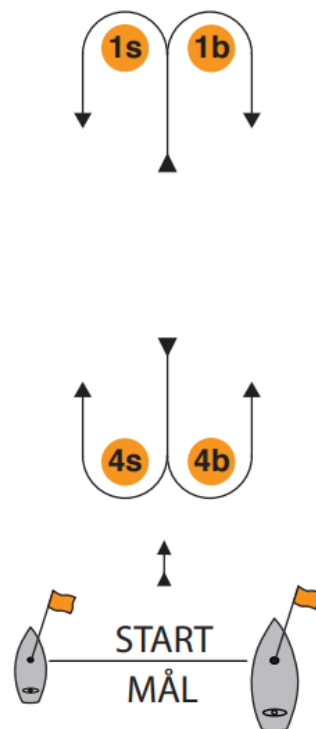


Windward Waszp

The diagram below shows the course, the order in which marks are to be passed and the side of which each mark is to the left. The course is to be sailed Start – mark 1s/1b –

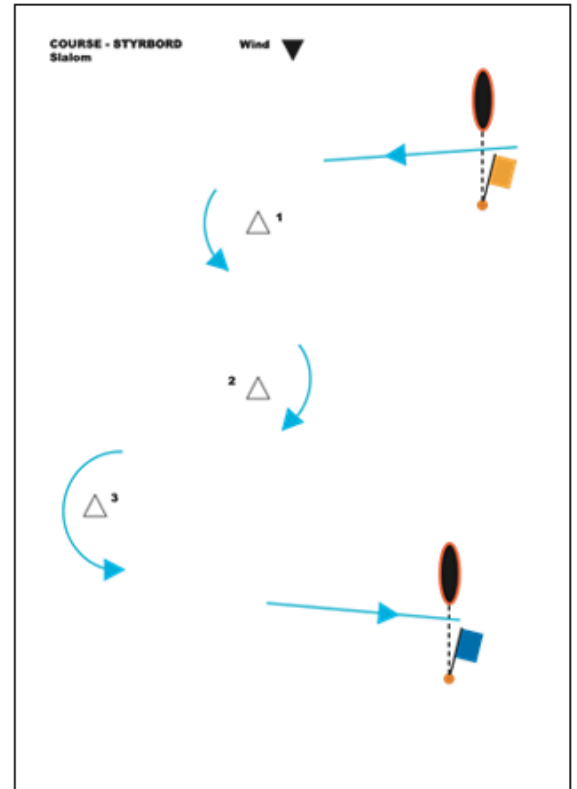
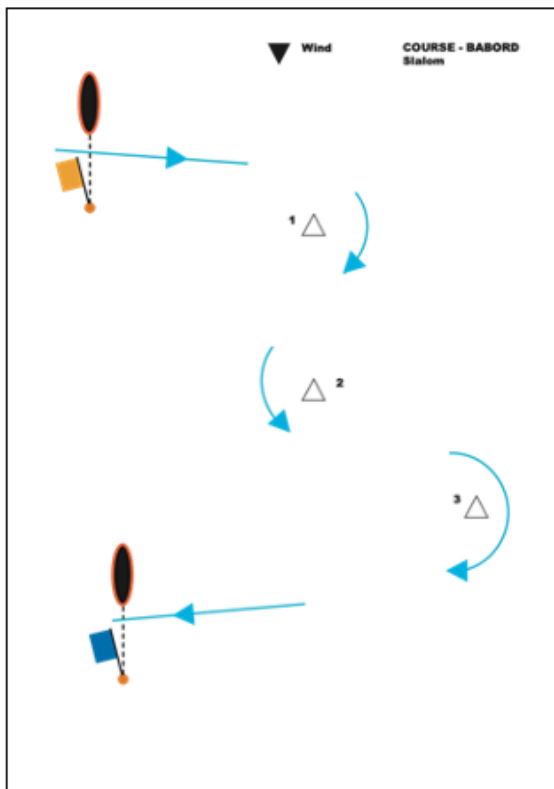


marks 4s/4b – mark 1s/1b – finish. The rounding marks are yellow buoys. Start and the finishing line is between the orange flag at the race committee vessel and an orange flag on the finishing mark.



Slalom racing. The diagram below shows the course, the order in which marks are to be passed and the side of which each mark is to be left. The course is to be sailed (1 lap): Start - 1 - 2 - 3 - Finish. The rounding marks are yellow buoys.

Course (Port or Starbord) will be displayed at the starting vessel before the warning signal.



- 5.3 The finishing line is between a staff displaying a blue flag on a race committee vessel and the finishing mark.



5.5 Time limit
IQFoil and the finish window:

Course	Target time	Time limit	Finish window
Course racing	12	16	8
Slalom Sprint	4	8	4

Waszp and the finish window:

Course	Target time	Time limit	Finish window
Course racing	15	24	14
Slalom Sprint	4	10	7

5.6 IqFoil that does not finish the time window after the IqFoil has finished, will be scored Did Not Finish (DNF). This changes RRS 35.

5.7 Waszp will use Grand Prix finish when course racing.

The finishing window opens when the lead boat crosses the finishing line. All boats that cross the finishing line shall be deemed to have finished irrespective of the number of laps completed. Their score in the race will be based on the order when they either completed their last lap or finished, with those having completed more laps finishing ahead of those with fewer laps. This changes RRS 28.1 and A4.

6. Scoring

Scoring according to KSR 90.3a, app A and SI 5.7.
0-3 races - all races counts.
> 3 races - one race can be omitted.

7. Racing format



7.1 Selection for Grand final

The Grand final will be sailed by the top 3 sailors ranked in the Ground series. Information will be on the official noticeboard and on a board on the starting vessel.

8. Protests and requests for hearings

- 8.1 Protests shall immediately be reported after the passage of the finish line to the race committee boat.
- 8.2 The umpire will as soon as possible thereafter hear the involved sailors and suggest a verdict.
- 8.3 Protests that have not been managed on the water must file a formal protest after the last board/boat finishes the last race of the day or the race committee signals no more racing today, whichever is later. Protest time ends 15 minutes after the last boat enters the harbor and is on shore.
- 8.4 Notices will be posted no later than 30 minutes after the protest time limit to inform competitors of hearings in which they are parties or named as witnesses, including time and place for the hearing. Call for hearing may also be e-mailed to the parties.

Date: 2026-05-11 /Per Kroon